





D&T Knowledge Organiser – Year 1 Textiles - Designing and making a Seasonal Christmas Stocking

<p>What I should already know</p> <ul style="list-style-type: none"> ✚ How to select tools and techniques needed to shape, assemble and join materials. ✚ How to use scissors to cut straight and curved edges. 	<p>Key Knowledge:</p>	<p>Joining</p>	<p>Key Vocabulary</p>				
<p>Things I need to know</p> <ul style="list-style-type: none"> ✚ How to create a finished product against design criteria gathered in investigation with an end user in mind. ✚ How to join textiles safely and securely with sewing techniques using a needle and thread. ✚ How to apply decorative techniques. 	<p style="text-align: center;">How to create a Christmas Stocking</p> <table border="1" style="width: 100%;"> <tr> <td data-bbox="504 422 952 542">Investigate and evaluate existing products</td> <td data-bbox="952 422 1400 542">What is a Christmas stocking? How big are they? What are they made of?</td> </tr> <tr> <td data-bbox="504 542 952 742">Explore and compare existing products</td> <td data-bbox="952 542 1400 742">What fabrics are used? How are fabrics joined? How are the fabrics joined? What finishing techniques and fastenings are used?</td> </tr> </table>	Investigate and evaluate existing products	What is a Christmas stocking? How big are they? What are they made of?	Explore and compare existing products	What fabrics are used? How are fabrics joined? How are the fabrics joined? What finishing techniques and fastenings are used?	 	<p>Design - A plan or drawing produced to show the look and function or workings of a building, garment, or other object before it is made. Design criteria - The explicit goals that a project must achieve in order to be successful. Christmas stocking - A long sock or similar receptacle hung up by children on Christmas Eve for Father Christmas to fill with presents. Purpose - The reason for which something is done or created or for which something exists. User - A person who uses or operates a product. Fabrics - Cloth or other material produced by weaving or knitting fibres. Pattern - The template from which the parts of a garment are traced onto woven or knitted fabrics before being cut out and assembled. Joining - To connect two pieces of fabric together. Stitch - make, mend, or join (something) with stitches. Decoration - The process or art of decorating something. Suitable - Right or appropriate for a particular person, purpose, or situation. Template - A gauge, pattern, or mold (such as a thin plate or board) used as a guide to the form of a piece being made. Prototype - A prototype is an early sample, model, or release of a product built to test a concept or process. Thread - A long, thin strand of cotton, nylon, or other fibres used in sewing or weaving. Sew - Join, fasten, or repair (something) by making stitches with a needle and thread or a sewing machine.</p>
Investigate and evaluate existing products	What is a Christmas stocking? How big are they? What are they made of?						
Explore and compare existing products	What fabrics are used? How are fabrics joined? How are the fabrics joined? What finishing techniques and fastenings are used?						
<p>This will help me in the future:</p> <ul style="list-style-type: none"> ✚ Year 2- Designing and making Kenyan inspired wallets and purses ✚ Year 4 - Designing and making a designer travel bag 	<p>Creating patterns and templates</p>  <p>Joining materials</p> <p>Gluing, pinning, stapling, sewing</p> <p>Decorating a stocking</p> 	 <p>Running stitch-</p> 					
							

<p>✚ Year 5- Designing and making an iPad or tablet cover</p>			<p>Needle - A very fine slender piece of polished metal with a point at one end and a hole or eye for thread at the other, used in sewing.</p>
---	--	--	---